

SHALL®

Tools Solution Since 1998



SHALL TOOLS CO.,LTD

Add: No. 9 Chunchao Road, Xiaoshan Economy & Technology Zone, Hangzhou Zhejiang China

Tel: 0086-571-82651930 82651931

Fax: 0086-571-82657190

E-mail: shall@shalltools.com

Website: www.shallgroup.com

POWER TOOLS

THE SECOND EDITION 2.0





ABOUT SHALL

SHALL is founded on 1998. SHALL manufacturing complex locates on Economy & Technology Development Area, total 25,000 square meter.























SHALL manufacture Injection Plastic Boxes & Double Blisters. Our products include Tools, Fasteners & Automotive Accessories. More than 10,000 items. Tools include Power Tools, Power Tool Accessories, Garden Tools, Hand Tools and Tool sets. Automotive Accessories include Car Accessories, Trailer Accessories and Caravan Accessories.

As a Reliable Chinese company, The SHALL Group offer customers quality products, competitive prices and on-time deliveries. We sell our products world wide.

SHALL have good reputation in the market. SHALL's Excellent Financial Situation strongly support our Input of Marketing, QA, New Products Developing...

SHALL is good. SHALL can be better. SHALL is Improving & Growing.

INDEX

	Electric Drill	1-4		Mitre Saw	35
	Impact Drill	5-11		Cut Off Saw	36
	Light Rotary Hammer	12-13		Jig Saw	37-41
	Rotary Hammer	14-15		Sander	42-44
	Demolition Breaker	16-17		Blower	45-46
	Impact Wrench	18-19		Heat Gun	47
	Angle Grinder	20-25		Hot Melt Glue Gun	48
	Polisher	26		Drywall Sander	49
	Polisher	27		Marble Cutter	50
	Circular Saw	28-31		Cordless Power Tools	51-70
	Planer	32-34		Garden Tool	71-89

No:1039001 Jig Saw 600W



Specifications:

Rated Voltage	220-240V / 110V
Frequency	50/60Hz
Input Power	600W
No Load Speed	500-3000 r/min
Cutting Ability	60mm
Certificate	CE



No:1039002 Jig Saw 520W



Specifications:

Rated Voltage	220-240V / 110V
Frequency	50/60Hz
Input Power	520W
No Load Speed	0-2600 r/min
Cutting Ability	55mm
Certificate	CE



No:1039005 Jig Saw 600W



Specifications:

Rated Voltage	220-240V / 110V
Frequency	50/60Hz
Input Power	600W
No Load Speed	500-3000 r/min
Cutting Ability	60mm
Certificate	CE



No:1039006 Jig Saw 600W



Specifications:

Rated Voltage	220-240V / 110V
Frequency	50/60Hz
Input Power	600W
No Load Speed	500-3000 r/min
Cutting Ability	65mm
Certificate	CE



No:1039003 Jig Saw 520W



Specifications:

Rated Voltage	220-240V / 110V
Frequency	50/60Hz
Input Power	520W
No Load Speed	0-2600 r/min
Cutting Ability	55mm
Certificate	CE



No:1039004 Jig Saw 600W



Specifications:

Rated Voltage	220-240V / 110V
Frequency	50/60Hz
Input Power	600W
No Load Speed	500-3000 r/min
Cutting Ability	60mm
Certificate	CE



No:1039007 Jig Saw 850W



Specifications:

Rated Voltage	220-240V / 110V
Frequency	50/60Hz
Input Power	850W
No Load Speed	0-2600 r/min
Cutting Ability	85mm
Certificate	CE



No:1039008 Jig Saw 350W



Specifications:

Rated Voltage	220-240V / 110V
Frequency	50/60Hz
Input Power	350W
No Load Speed	3000 r/min
Cutting Ability	55mm
Certificate	CE



No:1039009 Jig Saw 400W



Specifications:

Rated Voltage	220-240V / 110V
Frequency	50/60Hz
Input Power	400W
No Load Speed	0-3000 r/min
Cutting Ability	55mm
Certificate	CE/GS/EMC/ETL



No:1039010 Jig Saw 450W



Specifications:

Rated Voltage	220-240V / 110V
Frequency	50/60Hz
Input Power	450W
No Load Speed	0-3000 r/min
Cutting Ability	55mm
Certificate	CE/GS



No:1039013 Jig Saw 450W



Specifications:

Rated Voltage	220-240V / 110V
Frequency	50/60Hz
Input Power	450W
No Load Speed	3000 r/min
Cutting Ability	55mm
Certificate	CE/GS



No:1039014 Jig Saw 800W



Specifications:

Rated Voltage	220-240V / 110V
Frequency	50/60Hz
Input Power	800W
No Load Speed	0-3000 r/min
Cutting Ability	100mm
Certificate	CE/GS/EMC/ETL



No:1039011 Jig Saw 500W



Specifications:

Rated Voltage	220-240V / 110V
Frequency	50/60Hz
Input Power	500W
No Load Speed	0-3000 r/min
Cutting Ability	55mm
Certificate	CE/GS



No:1039012 Jig Saw 500W



Specifications:

Rated Voltage	220-240V / 110V
Frequency	50/60Hz
Input Power	500W
No Load Speed	3000 r/min
Cutting Ability	85mm
Certificate	CE/GS



No:1039015 Jig Saw 850W



Specifications:

Rated Voltage	220-240V / 110V
Frequency	50/60Hz
Input Power	850W
No Load Speed	3000 r/min
Cutting Ability	85mm
Certificate	CE



No:1039201 Multi-tool 300W



Specifications:

Rated Voltage	220-240V / 110V
Frequency	50/60Hz
Input Power	300W
No Load Speed	11000-21000 r/min
Pin Diameter	22 mm
Certificate	CE



No:1095001 Cordless Reciprocating Saw



Specifications:

Voltage	18V
No Load Speed	0-2800 r/min
Stroke Length	28mm
Certificate	CE/GS/EMC



No:1095002 Cordless Reciprocating Saw



Specifications:

Voltage	12V
No Load Speed	0-2700 r/min
Stroke Length	15mm
Certificate	CE/GS



No:1092001 Cordless Circular Saw



Specifications:

Voltage	12V
No Load Speed	1450 r/min
Cutting Saw Size	∅ 85x∅15x1mm
Cutting Depth	26.5mm in 90° 17.0mm in 45°
Certificate	CE/GS



No:1092002 Cordless Circular Saw



Specifications:

Voltage	20V
No Load Speed	4500 r/min
Cutting Saw Size	∅ 165x∅20x1mm
Cutting Depth	55mm in 90° 40mm in 45°
Certificate	CE/GS



No:1095011 Cordless Jig Saw



Specifications:

Voltage	18V
No Load Speed	4000 r/min
Cutting Ability	100mm
Certificate	CE/GS/EMC
Quick Change	



No:1095012 Cordless Jig Saw



Specifications:

Voltage	12V
No Load Speed	1500-2800 r/min
Cutting Ability	50mm
Certificate	CE/GS



No:1093001 Cordless Multifunction Tool



Specifications:

Voltage	12V
No Load Speed	5000-18000 r/min
Swipping Angle	3.2°
Certificate	CE/GS



No:1094001 Cordless Polisher 2000mAh



Specifications:

Voltage	12V
Battery	2.0A
Polishing Disc Diameter	100mm
Certificate	CE/GS/EMC



No:1100709

Cordless Electric Spray Gun 18V



Specifications:

Voltage	18V(Li-ion) 2000mAh
Max.Flow	650ml/min
Capacity	1000ml
Max. Viscosity	80din/sec
Brass Nozzle	1.5/1.8/2.0/2.5mm



No:1100710

Cordless Electric Spray Gun 20V



Specifications:

Voltage	20V(Li-ion) 2000mAh
Max.Flow	650ml/min
Capacity	1000ml
Max. Viscosity	80din/sec
Brass Nozzle	1.5/1.8/2.0/2.5mm



No:1100801

Electric Shredder 2600W



Specifications:

Rated Voltage	220-240V / 110V
Frequency	50/60Hz
Input Power	2600W
No-load Speed	4200rpm
Max Cutting Dia	40mm
Capacity Of Collection Box	50L



No:1100802

Electric Shredder 2400W




Specifications:

Rated Voltage	220-240V / 110V
Frequency	50/60Hz
Input Power	2400W
No-load Speed	4500rpm
Max Cutting Dia	29mm



MANUFACTURING COMPLEX



厂房
FACTORY BUILDINGS



厂房
FACTORY BUILDINGS



办公楼
OFFICE BUILDING



生产流水线
PRODUCTION LINE